


Electronic Engine Starter EES3000



Key Features



Input and output undervoltage warning



Input and output short circuit protection




Over temperature warning

Fly Higher. Fly Longer. Fly Smarter.

Unmanned aerial vehicle (UAV) electronics continue to evolve as mission profiles become more demanding. System power designers are being challenged to provide more innovative power supply systems to improve efficiency, ensure reliability, reduce weight, minimize heat dissipation, and lower overall cost. New levels of energy and system-level efficiencies are also required to meet tomorrow’s aviation needs.

ePropelled electronic engine starter (EES) module powers the starter generator during the engine start sequence and can be triggered digitally via the controller area network (CAN) interface or physically, through the pins on the interface connector. The EES module is intended to be sold with ePropelled starter generator SG3000 and the intelligent power system (iPS) module.

The iPS provides steady regulated DC power for onboard avionics, servo, and payload requirements. The smart iPS and EES also provide a wide array of real-time performance and operational data for a range of useful applications and analytics. The EES3000 monitors input and output voltage as well as current levels and collects and reports the data via the CAN interface. Aircraft and power system designers can create custom applications via our open application programming interface (API) and thresholds can be set for alerts and alarms based on specific uses and mission profiles.

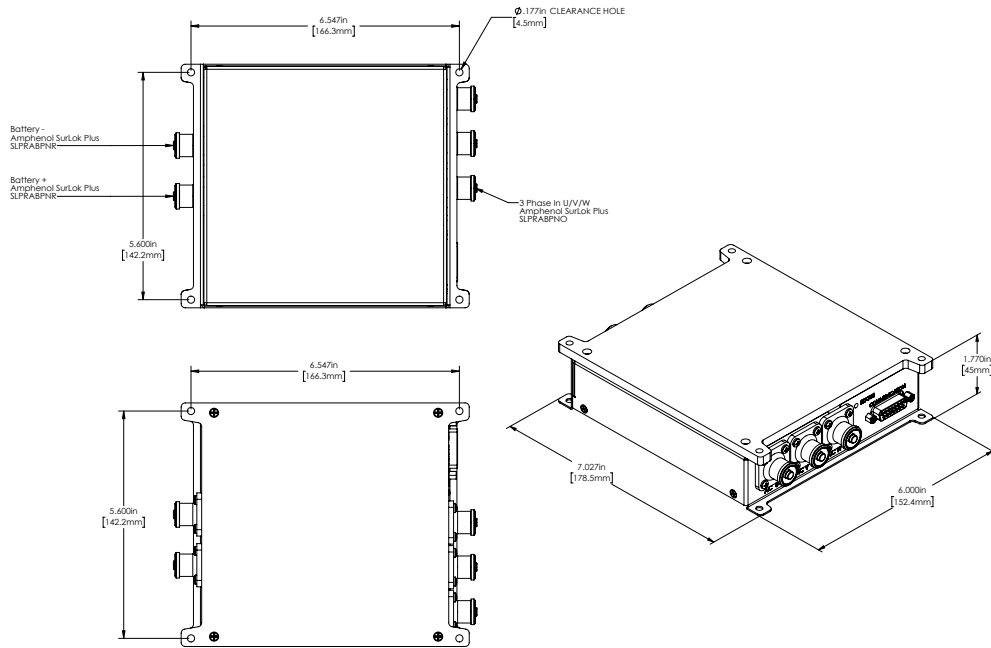


EES3000 SPECIFICATIONS			
Parameter	INPUT		
	Min	Max	Notes
Input voltage range*	24 V	58 V	DC [28 V default] (See note below)
Input current range	0 A	55 A	
Maximum total input power	3,190 W		At 50°C ambient [122°F]
Start duration	1 s	10 s	
Start trigger	2.3 V	5 V	Applied to "start, input" or via CAN trigger message
Parameter	OUTPUT		
	Min	Max	Notes
Output voltage range	0	0.82 * Vin	Line-line voltage RMS
Output current range	0	125 A	Peak/phase
Maximum total output power (continuous)	3,000 W		At 50°C ambient [122°F]
Max RPM at 24 V	2,205 RPM		With SG3000
Max RPM at 58 V	5,325 RPM		With SG3000
Parameter	MECHANICAL		
	Notes		
Dimensions	7.0" x 6.0" x 1.8" [178.5 x 152.4 x 45 mm]		
Weight	2.09 pounds [950 grams]		
Cooling	Natural convection [0.1 m/s airflow]		
Ambient operating temperature	-32°C to 50°C at 3,000 W [-26°F to 122°F]		
Storage temperature	-40°C to 85°C [-40°F to 185°F]		
Ingress protection	IP20		

*Note: Depending on the characteristics of the engine, the effective engine starter voltage range may be in a narrower range than specified. This value is only provided as an indication of the range possible and will be dependent on the specific internal combustion engine (ICE) the customer has specified.

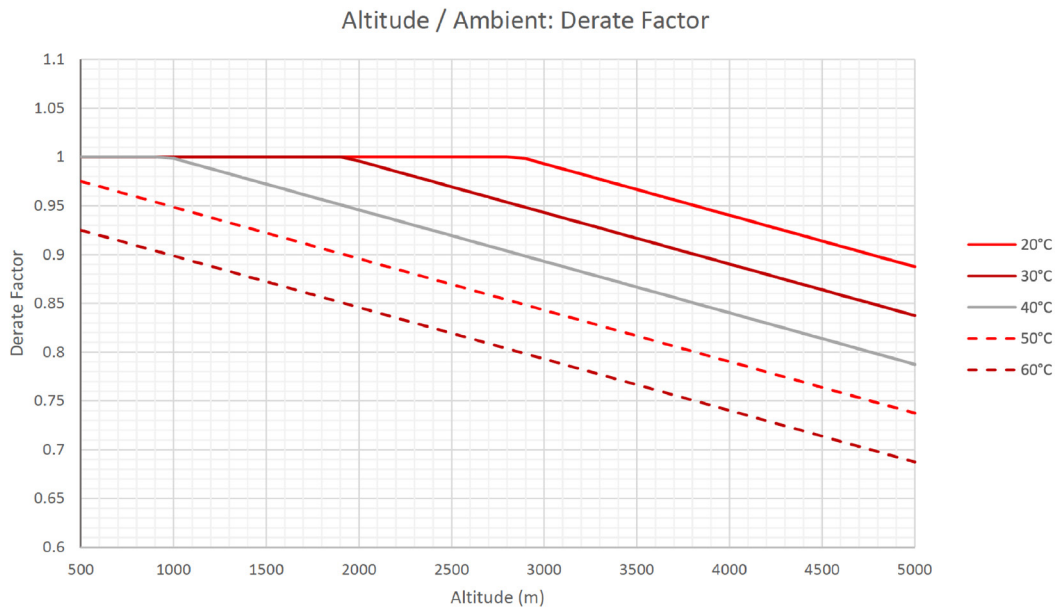
Mounting Instructions

The figure below depicts the overall dimensions of the iPS chassis. Four holes are used for mounting the unit. Please note that weight and other details are provided in the technical specification table.

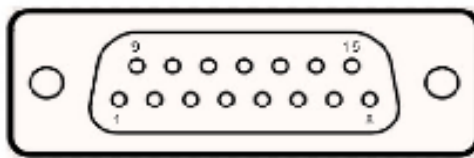


Derating with Increased Altitude

The derating factor for altitude is based on the loss of dielectric strength of the air as the density decrease with the altitude. The diagram below shows how the cooling efficiency changes with high altitude and ambient temperatures.



EES3000 PINOUT		
Connector Type	Name	Description
Power (SurLok Plus 5.7 mm receptacles)	AC U	U phase output connection for SG
	AC V	V phase output connection for SG
	AC W	W phase output connection for SG
	Battery+	Positive input connection for starter battery
	Battery-	Negative input connection for starter battery
Communications (female DB-15)	1	TMS (used only for firmware upgrade)
	2	TCK (used only for firmware upgrade)
	3-5	Not to be used by customer
	6	Ground
	7	CAN high
	8-11	Not to be used by customer
	12	Start, input
	13	Start, enable (+3.3 V)
	14	CAN low
	15	Not to be used by customer



Assembled in USA

Errors and omissions excepted. All specifications subject to change without notice. For more information, including ordering product, please contact us at info@ePropelled.com.

Copyright © ePropelled Inc. 2022. All rights reserved.

This document is copyrighted and all rights are reserved.

Disclosure of this document to third parties in whole or in part or use of the information herein for purposes other than those described herein is not permitted, except with the prior written consent of the copyright holder.

The copyright holder makes no representations or warranties with respect to the contents hereof and specifically disclaims any implied warranties of fitness for any particular purpose. The information in this document is subject to change without notice. The copyright holder assumes no responsibility for any errors that may appear in this document.

ePropelled, SwimDrive, Hybrid Ready, The Future of Electric Propulsion, eDTS, and Dynamic Torque Switching are trademarks of ePropelled.

Warnings and Labels



ePropelled © 2022. ePropelled designs intelligent motors, motor controllers, and power management systems that help reduce energy consumption and dramatically improve system efficiency at a lower cost. Our patented technology and innovative smart systems are equally at home in the air, on the road, and in water, leading the way towards a greener future.

ePropelled has offices in the United States, Europe, and India and works with manufacturers of various types and sizes around the world. For more information, visit ePropelled.com